

5W & 12W

Emergency LED Driver Type	Adjustable Output (Constant Power)
Input Voltage	120-277VAC Nominal, 50/60Hz
Emergency Operation	90 Minutes
Battery	High Temp Nickel-Cadmium Maintenance-Free 9.6VDC, 8 Cell
Protections	Over Voltage Protection Over Current Protection Short Circuit Protection
Recharge Time	24 Hours

The LED Emergency Driver from Hatch is a UL Listed for **field or factory installation**. The Emergency driver allows an LED fixture to be used for normal and emergency operation when used in conjunction with a switched or unswitched AC LED Driver. The Emergency Driver can ALSO be used in an emergency only fixture which would not require an AC LED Driver to operate. In the event of a power failure, the LED emergency Driver switches to emergency mode and operates the fixture for a minimum of 90 minutes.



Max Watts	Input Voltage	Output Voltage	Hatch Part Number
4.6W	120 - 277 VAC	12 - 39 VDC	ELP05-UNV-K
10.6W	120 - 277 VAC	12 - 39 VDC	ELP12-UNV-K

ENVIRONMENTAL SPECIFICATIONS

- Operating Temperature: 0 to 55°C
- Storage Temperature: -20 to 55°C
- Humidity: 5% to 95%
- Maximum Case Temperature: 90°C

WARRANTY:

5 years

APPLICATIONS:

- Existing or New Fixtures
- Emergency Lighting
- Emergency Only fixtures
- Used with grounded, UL Listed, damp location rated fixtures
- In conjunction with AC input - constant current or constant voltage Class 2 LED Driver

FEATURES:

- Long Life High Temperature Recyclable Ni-Cad Battery
- Class 2 Output
- **Includes Test Switch and Charge Indicator Accessory Kit**
- For Use With Switched or Unswitched Fixtures
- Meets or Exceeds All National Electrical Code and Life Safety Code Emergency Lighting Requirements
- Suitable for Dry or Damp Locations
- For use with surface mounts or recessed type IC or Non IC products listed to UL Standards
- UL Listed for field or factory installation with fixtures that meet the requirements in the installation guide
- Includes installation guide and luminaire modification label

CERTIFICATIONS:

- UL 924
- FCC, 47CFR Part 15
(ANSI C63.4:2009 Class B)
- EN61000-3-2
(Harmonic Current Emissions Class C)



*Specification subject to change without notice.

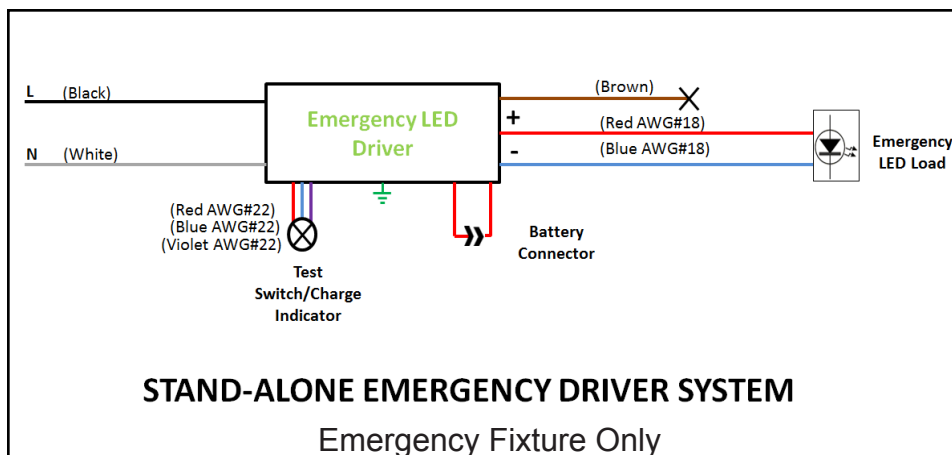
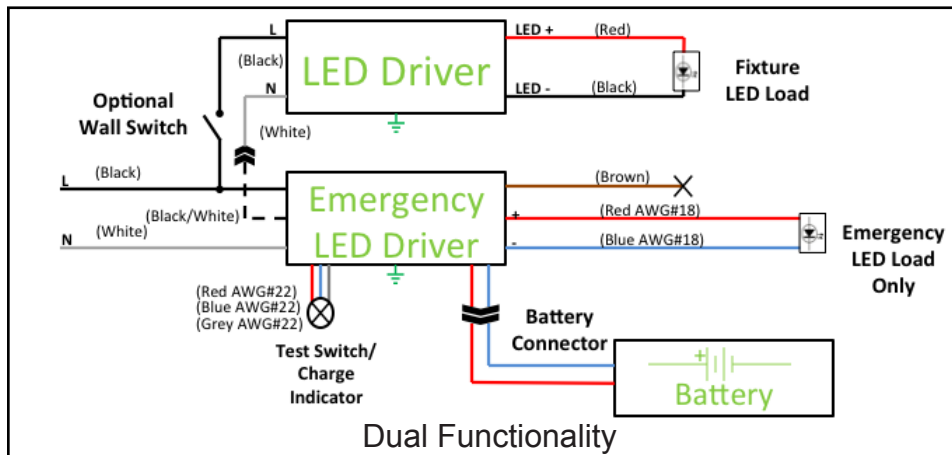
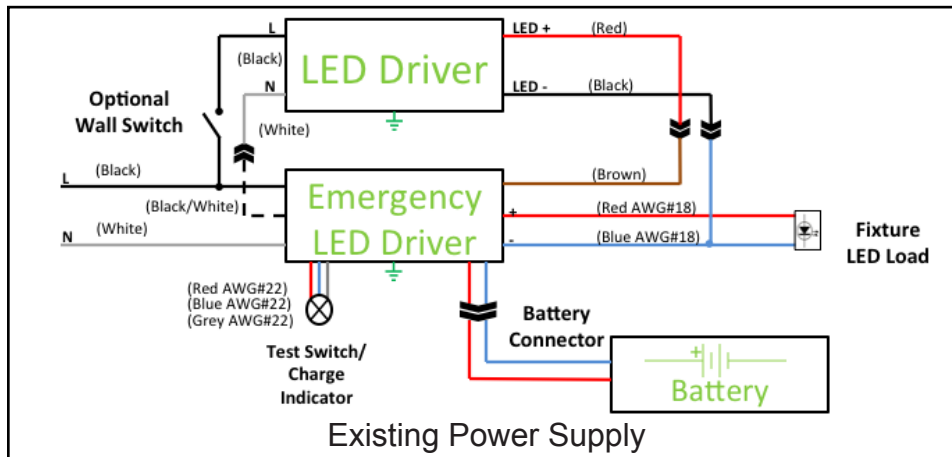
WIRING INFORMATION

Input:	12", Black (L), White (N) #18AWG
Output:	24", Red (+), Blue (-) #18AWG
	24", Brown #20AWG
Battery Connection	24", Red, Black #18AWG
Test Switch Connections	24", Red, Blue, Grey #22AWG

PACKAGING INFORMATION

ELP05-UNV-K	
Weight:	2.01 lbs
Quantity:	15pc/carton
ELP12-UNV-K	
Weight:	2.76 lbs
Quantity:	15pc/carton

WIRING DIAGRAMS

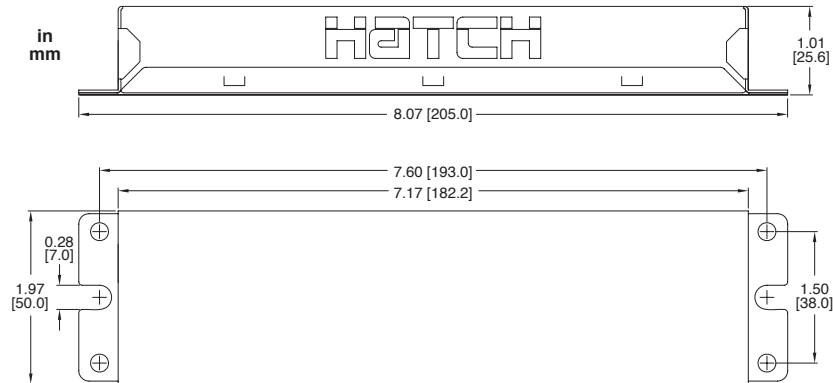


STAND-ALONE EMERGENCY DRIVER SYSTEM

Emergency Fixture Only

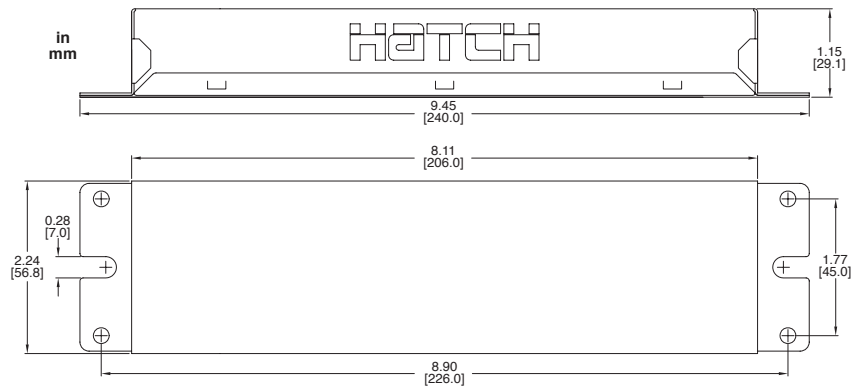
PHYSICAL DIMENSIONS (5W BATTERY)

Length:	8.07" (205mm)
Width:	1.97" (50mm)
Height:	1.01" (26mm)
Mounting:	7.60" (193mm)



PHYSICAL DIMENSIONS (12W BATTERY)

Length:	9.45" (240mm)
Width:	2.24" (57mm)
Height:	1.15" (29mm)
Mounting:	8.90" (226mm)



PHYSICAL DIMENSIONS (EMERGENCY LED DRIVER)

Length:	6.46" (164mm)
Width:	1.37" (35mm)
Height:	1.00" (25mm)
Mounting:	5.99" (152mm)

